

# 2022-2023 ANNUAL REPORT



Kingsman Academy  
Public Charter School

**STEPHEN C. MESSNER, CHAIRPERSON OF THE BOARD**

---

1375 E STREET NE  
WASHINGTON, DC 2002  
PHONE: (202) 547-1028  
FAX: (202) 503-9913  
INFO@KINGSMANACADEMY.ORG

# Table of Contents

---

<b>01</b>	School Description
<b>02</b>	Curriculum Design & Instructional Approach
<b>03</b>	School Performance
<b>04</b>	Our Programs
<b>06</b>	Data Report
<b>11</b>	Acknowledgements
<b>12</b>	Appendices

# School Description

## About Us

Kingsman Academy welcomes all students, especially those seeking intensive credit recovery support, those with attendance challenges looking for flexible scheduling options, and those who need individualized support services and specialized academic and behavior interventions.

## Mission Statement

The mission of Kingsman Academy is to provide an individualized and rigorous education in a supportive environment to prepare scholars for post-secondary success and responsible citizenship.

## Our School Program

Kingsman Academy offers personalized instruction, behavior support, and rich student support services. We use a strong multi-tiered system of supports, a school-wide Positive Behavioral Interventions and Supports program, and evidence-based programs to build a community of learners who are prepared for college and career success and engaged citizenship.

## Family Engagement

Kingsman Academy encourages all families to become an integral part of day-to-day routines, school culture, and students' academic development. Prior to building closure in March 2020 due to the COVID-19 pandemic, Kingsman Academy families participated in back-to-school night, family conferences, Celebrations of Learning, awards assemblies, and focus groups informing school improvement efforts. Kingsman Academy shifted to virtual family engagement and weekly wellness events starting in March 2020



# Curriculum Design & Instructional Approach

## Program Driven Engagement



We have six programs specially designed to meet our students' needs, all featuring small classes with project based learning, competency-based courses, and a focus on success after high school.

## College & Career Readiness



Students have the opportunity to participate in practical and engaging post-secondary development programs, which provide students with meaningful real-world job skills.


## Personalized Academics

Kingsman Academy implements a Personalized Competency-based Education (PCBE) framework to guide rigorous instructional content and promotes academic growth and proficiency for all students. In this model, content is clearly defined and meaningful, focusing on fundamental and relevant knowledge and skills necessary to succeed in a global community. The framework facilitates high expectations for all students, and content and skills are sequenced appropriately and taught effectively. Across all content areas students have multiple opportunities to learn and show mastery within specific academic content. In addition, student's voice, choice, and pace allow them to take ownership of their learning and make informed decisions to improve their academic outcomes.

## Support



We welcome students into a therapeutic environment with a multi-tiered system of supports.



# School Performance

For overaged and undercredited students

- Competency-based education model, offering the flexibility in the way credits can be earned
- Over 300 online course offerings with flexible implementation options for students at grade level, falling behind, or advanced
- Personal plans and support to help students continuously progress towards their goals
- Year-round access to credit recovery and college readiness courses for students

For students at-risk of dropping out due to chronic absenteeism

- Engagement team members meet with students to identify supports and connect students to resources
- Dedication to understanding barriers to attendance and guiding students to overcome them
- Attendance interventions including home visits and calls for students with barriers to daily attendance
- System-based attendance incentives managed to earn awards and individualized experiences

For students requiring intensive behavioral supports and specialized interventions

- Small class sizes where classrooms are arranged as co-working spaces
- Program-based student support services, with a focus on the whole student
- Community-based instruction
- Personalized positive behavior supports and restorative practices

These evidence based strategies and interventions are aligned with guidance from our partner Marzano Research's personalized competency based education model, which is a core aspect of our school improvement plan (SIP) goals under the Every Student Succeeds Act (ESSA). Its effectiveness allows us to better educate our population of students.



# Charter Goals

Goal #	Goal	Description	Status	Progress
Goal 1	Math Academic Functioning Level Outcomes	60% of learners complete and/or advance at least one academic functioning level (AFL) in math	Goal Met	67.40%
Goal 2	Reading Academic Functioning Level Outcomes	60% of learners complete and/or advance at least one academic functioning level in reading	Goal Met	67.40%
Goal 3	Persistence through Learning Plans	80% of learners who do not complete and/or advance at least one academic functioning level demonstrate academic persistence by completing a personalized learning plan	Goal Met	100.00%
Goal 4	High School Completion	75% of students receive a credential, including a high school diploma, GED, NEDP, or IEP Certificate of Completion, at the conclusion of their final year of high school	Goal Met	82.40%
Goal 5	College Career and Life Readiness (CCLR) Mastery	70% of students at the end of their terminal year of secondary school demonstrate mastery of CCLR content area	Goal Met	82.90%
Goal 6	SEATS Student Engagement	65% of students maintain an engagement score of average or above as per their tiered engagement cohort upon intake	Goal Met	85.20%

# OUR

## Odyssey

The Odyssey program prepares students for success in higher education and professional careers. With its small group setting and personalized learning approach, Odyssey helps students develop the independent learning and self-advocacy skills they need to succeed after high school.

## ace360

ATHLETICISM, CHARACTER AND EXCELLENCE (ace360) is an intensive athletic training program combined with core academic subjects and electives. The dedicated and experienced ace360 staff ensure every student has the opportunity and personal support to pursue their goals athletically and academically.

## R.I.S.E

Raising Individual Students towards Excellence (R.I.S.E.) allows students to pursue their high school diploma through an alternative pathway of learning. R.I.S.E students attend evening classes to gain the credits needed to earn a high school diploma while developing the skills and values necessary to successfully transition to being a self-reliant member of the workforce.

## Middle School

The Middle School at Kingsman Academy utilizes small classes, individualized instruction, and restorative justice to ensure all students have the opportunity to excel as scholars and grow as individuals.

# PROGRAMS



## Bridging the GAP

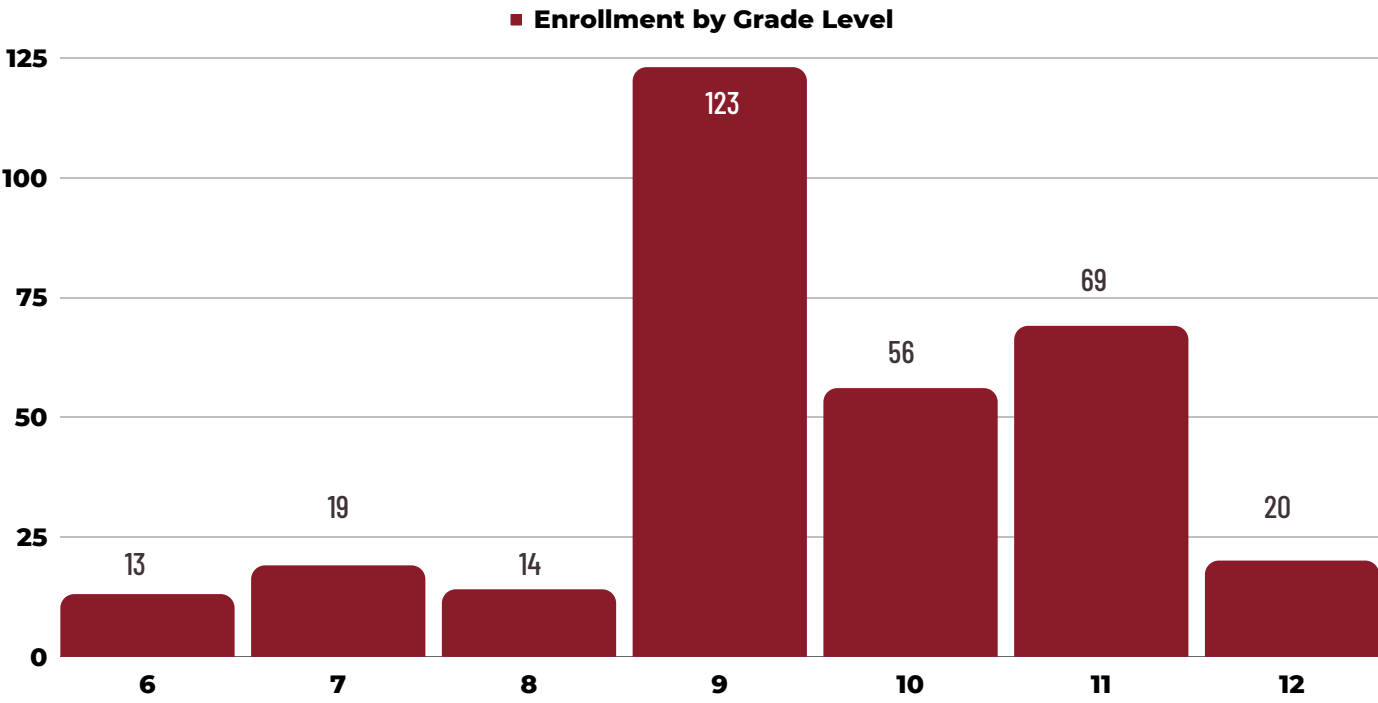
The Bridging the Gap program offers intensive academic support through community-based instruction, project-based learning, and personalized competency-based education in a therapeutic supportive environment. All students receive individualized positive behavior intervention supports, group and individualized counseling services, career development, and wrap-around services. Students are offered a flexible scheduling option and opportunities for one-to-one instruction.

## Integrated Arts


Art teachers work with other staff members to integrate the arts into Humanities and STEM classes.

# Data Report


## ENROLLMENT BY GRADE LEVEL ACCORDING TO OSSE'S AUDITED ENROLLMENT REPORT



School Year 2022-23 Campus Data Report	
<b>LEA Name:</b>	Kingsman Academy Public Charter School
<b>Campus Name:</b>	Kingsman Academy Public Charter School
<b>Grades served:</b>	6-12 (Alternative)
<b>Overall Audited Enrollment:</b>	314



<b>FACULTY AND STAFF DATA POINTS</b>	
<b>TEACHER ATTRITION RATE:</b>	40% (4/10)
<b>NUMBER OF TEACHERS:</b>	10
<b>TEACHER SALARY:</b>	AVG: \$71,729.00 MIN: \$ 52,530.00 MAX: \$ 92,700.00
<b>EXECUTIVE COMPENSATION:</b>	EXECUTIVE DIRECTOR: [\$185,657.50]  WELLNESS COACH: [\$128,749.94]  DIRECTOR OF FINANCE AND OPERATIONS [\$123,599.88]  DIRECTOR OF STUDENT SUPPORT SERVICES: [\$118,450.00]  DIRECTOR OF STAFF CULTURE & ENGAGEMENT: [\$116,390.00]  DIRECTOR OF DATA & ACCOUNTABILITY [\$116,390.00]



## STUDENT DATA POINTS

Total number of instructional days:	183*
Suspension Rate (PCSB):	0%
Expulsion Rate (PCSB):	0.32%
Instructional Time Lost to Out-of-School Suspensions (PCSB):	0.00%
In-Seat Attendance (PCSB):	79.48%
Midyear Withdrawals (PCSB):	6.69%
Midyear Entries (PCSB):	3.18%
Promotion Rate (LEA) (PCSB):	55.91%
Graduation Rate (PCSB):	41.46%
College Admission Test Score:	Not Applicable
College Acceptance Rate:	Not Applicable

\*NUMBER OF INSTRUCTIONAL DAYS, NOT INCLUDING HOLIDAYS OR PROFESSIONAL DEVELOPMENT DAYS, FOR THE MAJORITY OF THE SCHOOL.



# UNIQUE ACCOMPLISHMENTS

**ACCREDITED BY THE MIDDLE  
STATES ASSOCIATION  
CHARTER EXTENDED  
THROUGH 2025**

# CHARTER GOALS

Category	Goal	Status	Evidence
<b>Student Progress and/or Achievement</b>	60% Complete/Advance Math Education Functioning Level	N/A	Data Not Available - Pending PCSB Review
	60% Complete/Advance Reading Education Functioning Level	N/A	Data Not Available - Pending PCSB Review
	80% Personalized Learning Plan Completion	N/A	Data Not Available - Pending PCSB Review
<b>High School Completion</b>	75% Graduation Rate for Eligible Seniors	N/A	Data Not Available - Pending PCSB Review
<b>Career and Life Readiness</b>	70% Mastery College Career Life Readiness Competencies	N/A	Data Not Available - Pending PCSB Review
<b>Student Engagement</b>	65% Maintain Engagement Score, which is based on a variety of components including in-seat attendance, accessing school platforms virtually, and attending check in meetings	N/A	Data Not Available - Pending PCSB Review

# Acknowledgements

Special thanks to our donors!\*

Stephen Messner  
Capitol Hill Community Foundation  
EagleBank  
Bill & Melinda Gates Foundation  
Hill Havurah  
Peter Olle  
Verizon  
Paul PCS

\* \$500 or above



# Appendices

## STAFF ROSTER\*

Staff Name	Job Title
AGUZIE, CICYLY	INTERVENTION SPECIALIST
ALI, AKIRA	SCHOOL PSYCHOLOGIST
ANDERSON-POPE, EBONY	ACADEMICS SPECIALIST
BADGETT, DAIANA C	OPERATIONS COORDINATOR
BOWLDING, MARISSA	ACADEMICS SPECIALIST
BROWN, BETTY SMITH	WELLNESS COACH
BROWN, MA WENCILITA	ACADEMICS SPECIALIST
BROWN, MARQUERITE JANEL	SUPPORT SERVICES RESIDENT
BROWN, WILEY	INTERVENTIONS COORDINATOR
BUTLER, SHANISE DEON	DIRECTOR OF STUDENT CULTURE & ENGAGEMENT
CARSON, MALIK	PROGRAM DIRECTOR
CHARLES, JAVON	INTERVENTIONS SPECIALIST
DEANE, DEREK JAMAL	DIRECTOR OF STAFF CULTURE & ENGAGEMENT

Staff Name	Job Title
DOTY, SHAMARCUS	SPECIAL PROJECTS COORDINATOR
EDMONDS, MIANA	SPECIAL EDUCATION TEACHER
ESTEP, MAHALIA MONA	DEDICATED AIDE
EVERETTE, JAWNTE	GENERAL EDUCATION TEACHER
FOSTER, KATRINA UYVONNE	DIRECTOR OF SPECIALIZED SERVICES
FREZZELL, CAROLYN NICOLE	DIRECTOR OF OPERATIONS
FULTON, JAMILLA CATRICE	INTERVENTIONS COORDINATOR
GASPERETTI, HEIDI MCKENZIE	INTERVENTIONS SPECIALIST
GASTON, SADEI	CULINARY SPECIALIST
GIBSON, BRIAN EVERETTE	ACADEMIC SPECIALIST
GREENE, ARNOLD R	INTERVENTIONS SPECIALIST
HALEY, CHRISTINE DENISE	OFFICE MANAGER
HARDY, JAKEYA	ACADEMIC SPECIALIST
HERNDON, JANE SIMONE	INTERVENTION SPECIALIST
HOTAKI, ZARMINA	MTSS COORDINATOR
IRBY, KEITH	INTERVENTIONS SPECIALIST

*\*100% of teachers have bachelors degrees and 78.4% of all staff have bachelors degrees*

# Appendices

## STAFF ROSTER

Staff Name	Job Title
JONES, JAMES BENJAMIN	INTERVENTIONS SPECIALIST
KELLY, KENNESHA	EXECUTIVE DIRECTOR
KEMP, TERRY	ICS SPECIALIST
LONG, VONETTA	FAMILY ENGAGEMENT COORDINATOR
MARKLEY, DE'SEAN KWAME	SPECIAL PROJECTS COORDINATOR
METTS, NATASHA NICOLE	PROGRAM DIRECTOR
METTS, STEPHANIE RENEE	ACADEMICS SPECIALIST
MOODY, ANDRE M	ACADEMICS SPECIALIST
MORTON, JOHNNICE	FOOD SERVICE COORDINATOR
NOEL, PATRICK ERICK	ACADEMICS SPECIALIST
OLIVE HERNANDEZ, EMILY MARIE	DIRECTOR OF DATA & ACCOUNTABILITY
ONWUKA, OBINNA JUSTICE	HUMAN RESOURCES GENERALIST
PERCIVAL, KAHLYA R	INTERVENTIONS SPECIALIST
PERRY, LESLIE TENNIEL	DEDICATED AIDE

Staff Name	Job Title
POOLE, SHAUNIQUE	SPECIAL EDUCATION COORDINATOR
POPE-MATTHEWS, REBERTHA	GUIDANCE COUNSELOR
RICHARDSON, JULIANN	GENERAL EDUCATION TEACHER
ROCKE, LATISHA A	SOCIAL WORKER
ROLLINS, SHERRI MARCELLA	ICS SPECIALIST
SAYEH, STEVENETTE	SCHOOL SUPPORT SERVICES MANAGER
SMITH, RYAN	DEDICATED AIDE
STRAUGHN, CONSTANCE ERIN	ACADEMICS SPECIALIST
WASHINGTON, CHE	INTERVENTIONS SPECIALIST
WEBB, GEORGE	ACADEMICS SPECIALIST
WILLIAMS, COREY	PROGRAM DIRECTOR
WILLIAMS, DERRICK CHRISTOPHER	ACADEMICS SPECIALIST
WILLIAMS, RONNIE D	OPERATIONS SPECIALIST
YOUNG, CARLOS SYLVESTER	OPERATIONS SPECIALIST

# Appendices

## SY 23-24 BUDGET

SY 23-24		
Budget		
<b>Revenue</b>		
	State and Local Revenue	9,277,220
	Federal Revenue	1,194,861
	Private Grants and Donations	257,248
	Earned Fees	61,663
	<b>Revenue Total</b>	<b>10,790,992</b>
<b>Expenses</b>		
	Salaries	4,773,587
	Benefits and Taxes	1,070,823
	Staff-Related Costs	68,460
	Rent	2,380
	Occupancy Service	656,462
	Direct Student Expense	1,783,695
	Office & Business Expense	1,243,301
	Contingency	50,000
	Expenses Total	9,648,708
	Extraordinary Expenses	0
	NET ORDINARY INCOME	1,142,285
	Depreciation and Amortization	485,912
	Interest	301,028
	Extraordinary Expenses Total	786,940
	<b>TOTAL EXPENSES</b>	<b>10,435,648</b>
Cash Flow Statement		
	<b>Net Income</b>	<b>355,345</b>
<b>Cash Flow Adjustments</b>		
	Add Depreciation	485,912
	Operating Fixed Assets	(265,519)
	Buildings	(200,000)
	Other Operating Activities	13,835
	Per-Pupil Adjustments	(1)
	Facilities Project Adjustments	(419,251)
	<b>Total Cash Flow Adjustments</b>	<b>(385,024)</b>
<b>Change in Cash</b>		<b>(29,679)</b>

# Appendices

## UNAUDITED YEAR-END 2022 – 23 FINANCIAL STATEMENT

Income Statement				Actual	Budget	Variance
<b>Revenue</b>						
	State and Local Revenue			9,007,140	7,873,935	1,133,205
	Federal Revenue			1,957,115	2,135,533	(178,418)
	Private Grants and Donations			1,453	6,925	(5,472)
	Earned Fees			162,055	40,974	121,081
	<b>Total Revenue</b>			<b>11,127,763</b>	<b>10,057,367</b>	<b>1,070,397</b>
<b>Expenses</b>						
	Salaries			3,947,060	4,360,346	413,286
	Benefits and Taxes			1,060,614	1,052,673	(7,942)
	Staff-Related Costs			74,527	31,602	(42,925)
	Rent			2,619	2,274	(345)
	Occupancy Service			759,542	582,299	(177,243)
	Direct Student Expense			2,580,094	1,571,358	(1,008,736)
	Office & Business Expense			1,469,033	1,138,735	(330,298)
	Contingency			0	100,000	100,000
	Total Expenses			9,893,490	8,839,287	(1,054,203)
	<b>Operating Income</b>			<b>1,234,274</b>	<b>1,218,080</b>	<b>16,193</b>
<b>Extraordinary Expenses</b>						
	Interest			315,038	316,407	1,368
	Depreciation and Amortization			551,162	796,795	245,633
	Total Extraordinary Expenses			866,200	1,113,202	247,001
	<b>Net Income</b>			<b>368,073</b>	<b>104,879</b>	<b>263,195</b>



# Kingsman Academy

Public Charter School

1375 E St NE, Washington, DC 20002

